

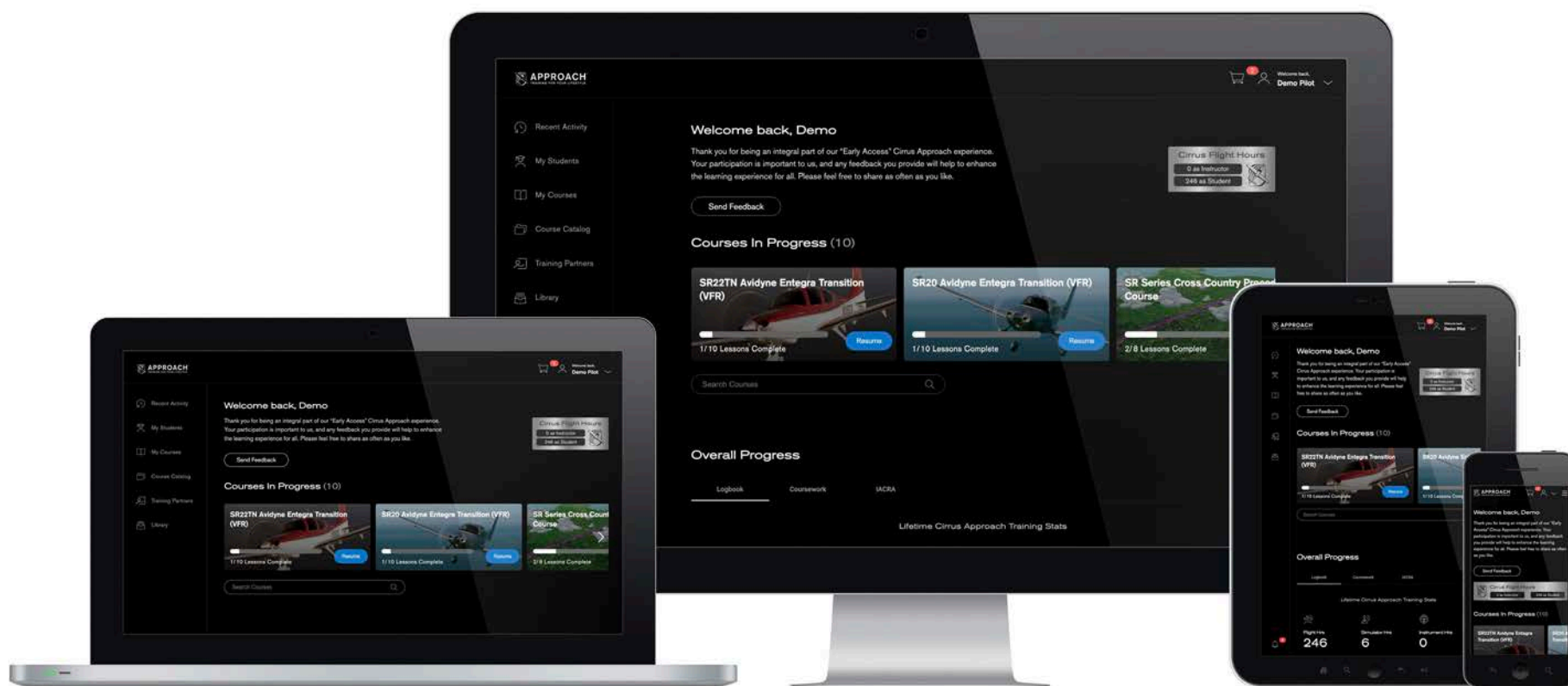
Cirrus Approach

Student User Guide

learning.cirrusapproach.com

Welcome to Cirrus Approach!

The following guide will help identify some of the key features and give a high level overview of how to use the Cirrus Approach learning platform. We will continuously work to improve the user experience and plan to release even more new features throughout the year.



Supported Devices:


Desktop, Tablet & Mobile
learning.cirrusapproach.com



NOTE: The Cirrus Approach iOS App is ONLY available for Instructors to use.

The Cirrus Approach learning platform is a web-app that is best viewed on desktop, laptop or a tablet with a minimum screen width of 600px. Although the web-app will work on most mobile devices, some features may be difficult to view and use with a smaller screen size.

Recommended Browsers:



Google Chrome (Mac/PC)
Safari (Mac)
Microsoft Edge (Mac/PC)

The “NEW” Web-App Experience:

Logging into learning.cirrusapproach.com will now bring you to the “Recent Activity” page on the web-app. From here you will have better visibility to all your courses, coursework stats, and easy access to connection notifications and achievements.

APPROACH
TRAINING FOR YOUR LIFESTYLE

Shopping Cart

Welcome back,
Demo Pilot

Recent Activity

My Students

My Courses

Course Catalog

Training Partners

Library

Welcome back, Demo

At Cirrus Aircraft, we believe that "learning is a lifestyle" and carry this mantra both in flight and in product development. As we continue to improve this flight training experience for all, we encourage you to share any thoughts and suggestions as often as you like by using our [feedback form](#).

Cirrus Flight Hours
0 as Instructor
1267 as Student

Courses In Progress (10)

SR22TN Avidyne Entegra Transition (VFR)
1/10 Lessons Complete
Resume

SR20 Avidyne Entegra Transition (VFR)
1/10 Lessons Complete
Resume

SR Series Cross Country Course
0/10 Lessons Complete
Resume

Search Courses

Overall Progress

Logbook Coursework IACRA

Lifetime Cirrus Approach Training Stats

Flight Hrs
1267

Simulator Hrs
62

Instrument Hrs
0

Ground Hrs
1145.5

Cross Country Hrs
5.09

Flight Hours in the Last 12 Months

1200

900

600

300

0

JUN

JUL

AUG

SEP

OCT

NOV

DEC

JAN

FEB

MAR

APR

80

1021

Notifications 2

1/19/23
learning+1@cirrusaircraft.com has been assigned to train with you

12/13/22
st.cirrusac@gmail.com has been assigned to train with you

View All Notifications

Achievements

Certificates Badges

03/15/23 - 03/15/23
IFR Recurrent Check

12/19/22 - 12/19/22
CAPS Course

VFR Recurrent Check

02/12/19 - 12/16/19
SR20 Perspective+ Advanced Transition

Cirrus Standardized Instructor Pilot

View All Achievements

Logbook, Coursework and IACRA totals viewable by selecting the tabs.

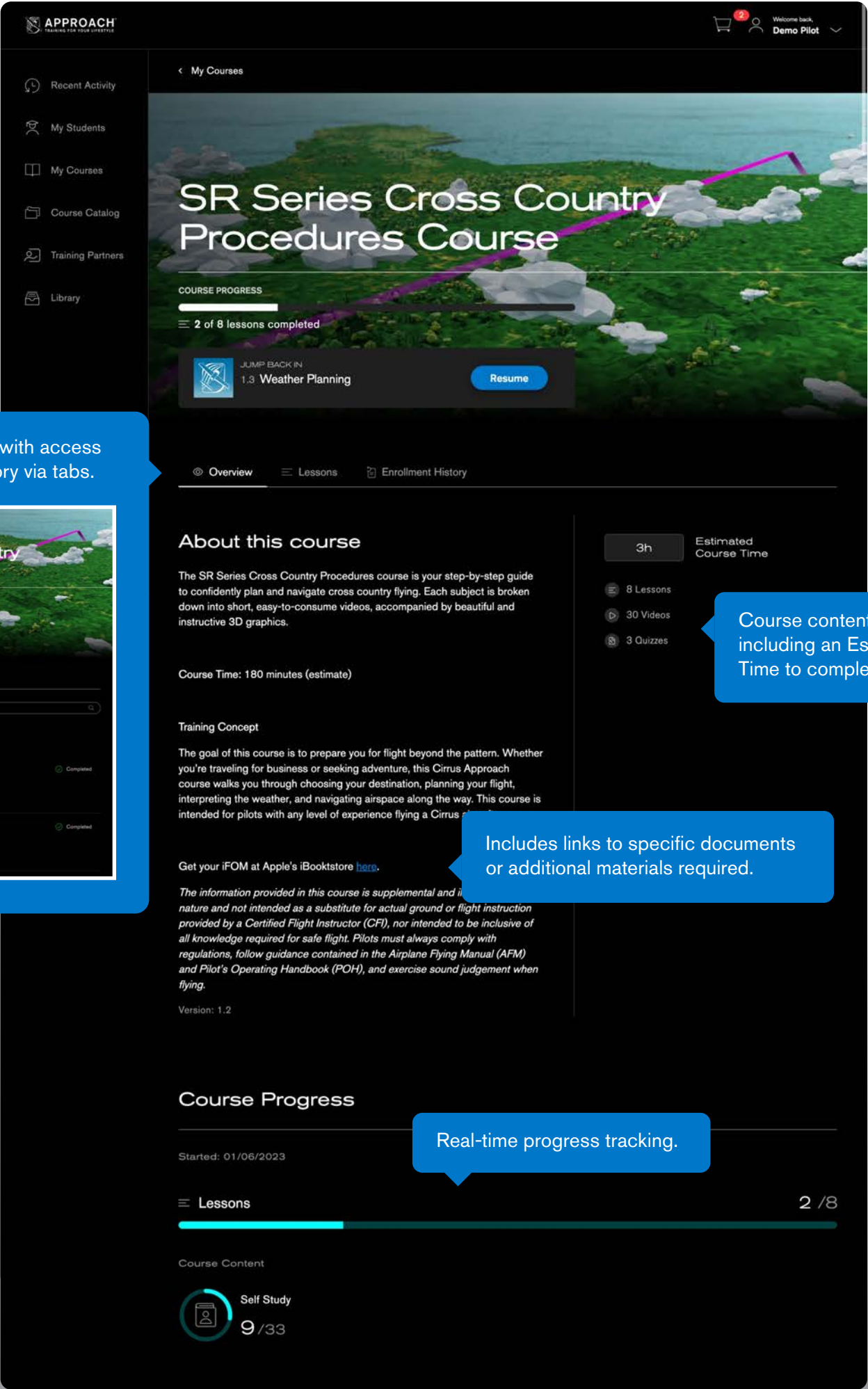
Courses In Progress are displayed up top to easily resume training, along with a search feature to find your other courses.

Notifications and Student Connections can be easily managed here.

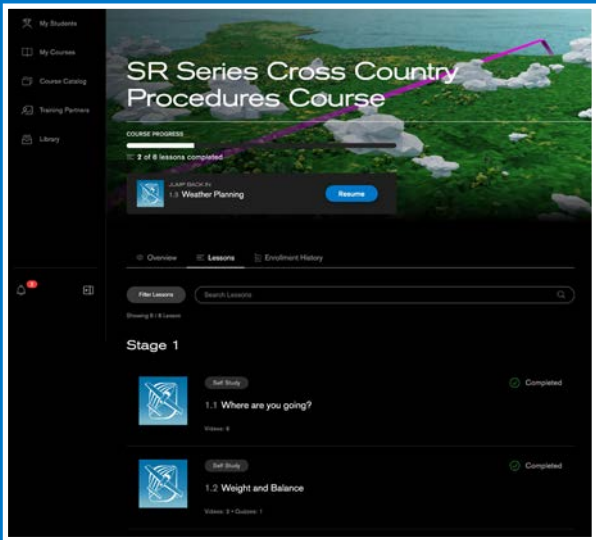
Access to Certificates and Badges here.

Course Overview:

Each course now has its own overview page with tabs for all the lessons and enrollment history. This page also tracks overall progress throughout the course and allows you to easily “Get Started” or “Resume” training right where you left off.



More detailed course descriptions with access to all Lessons and Enrollment History via tabs.



Course content list including an Estimated Time to complete.

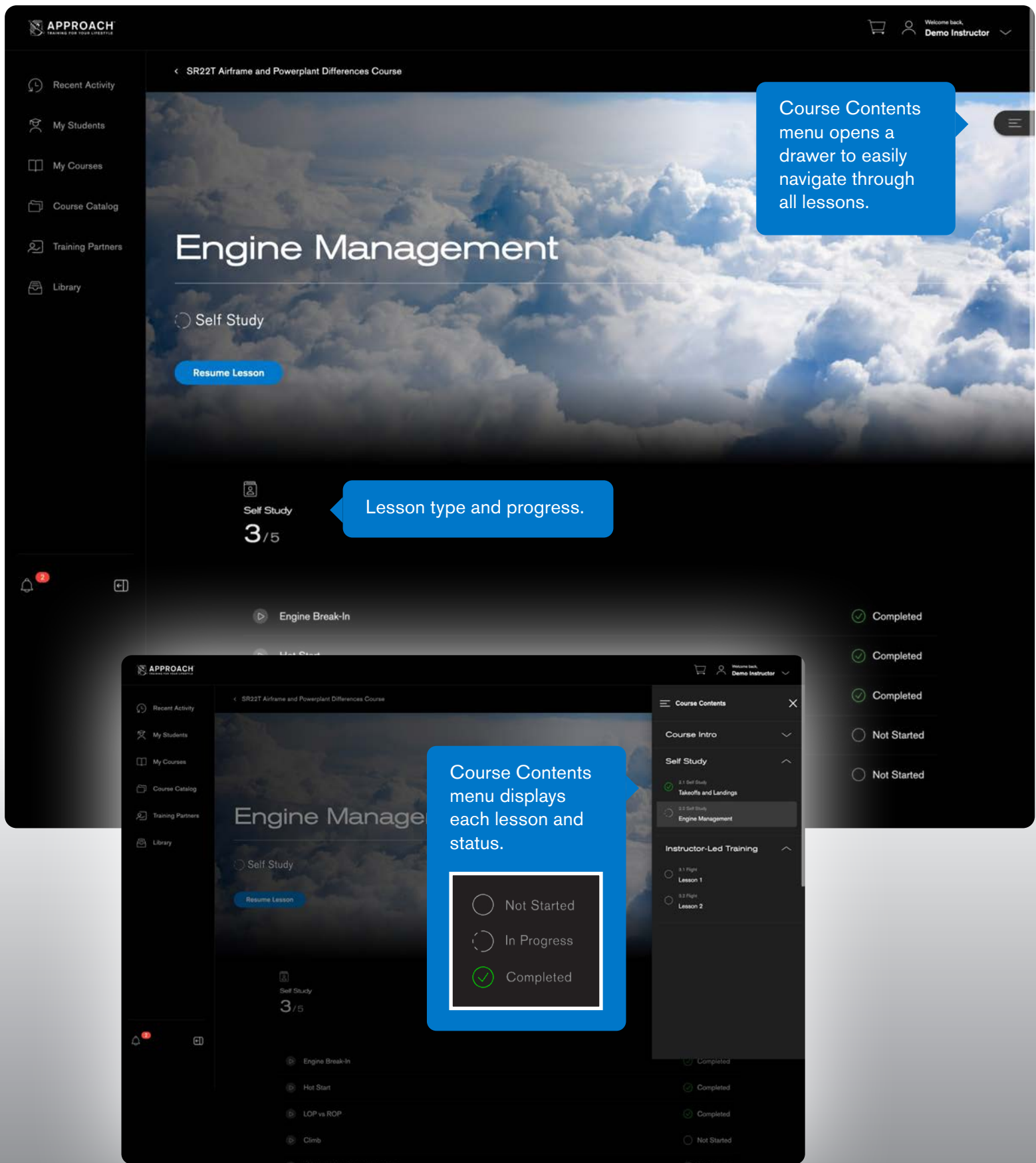
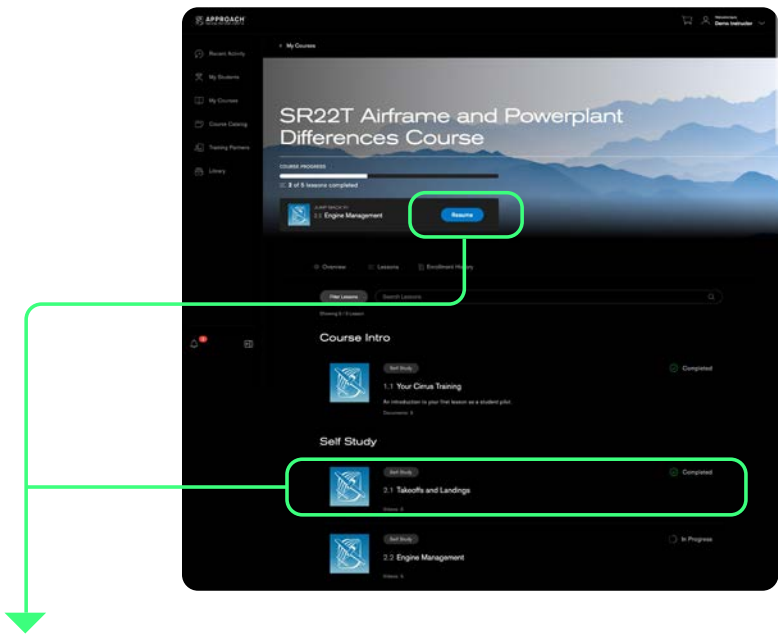
Includes links to specific documents or additional materials required.

Real-time progress tracking.

Lesson Landing Page:

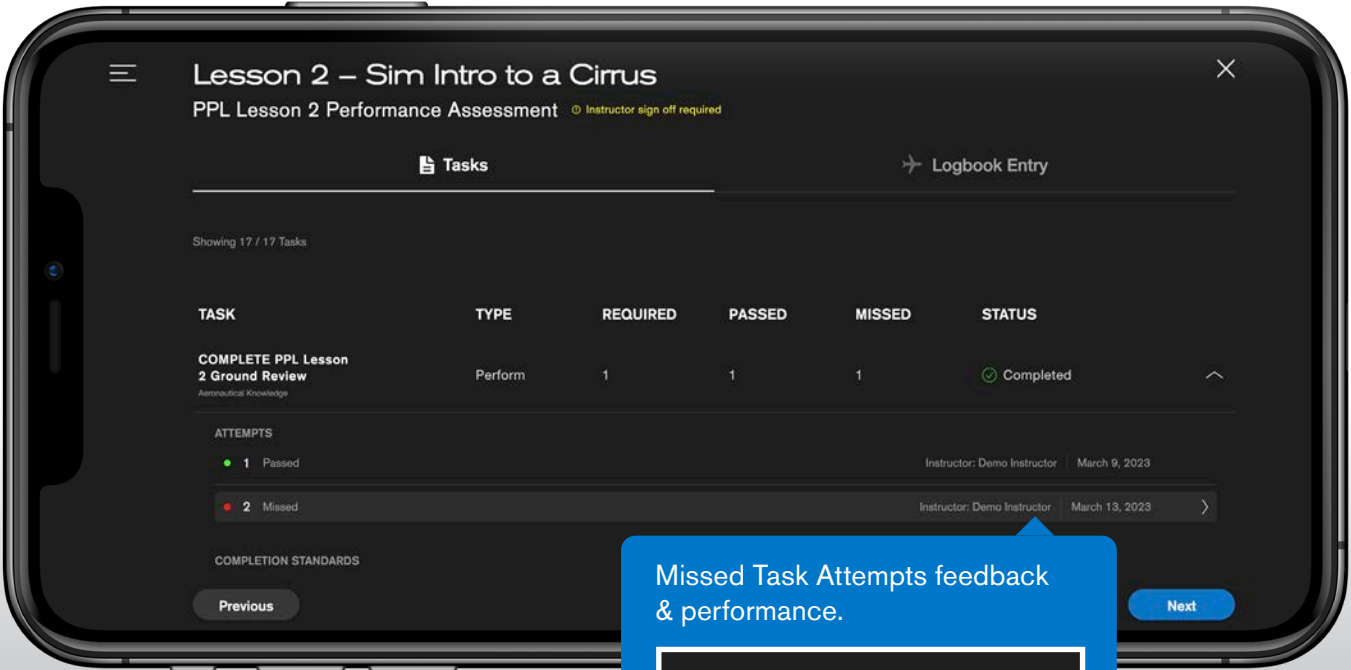
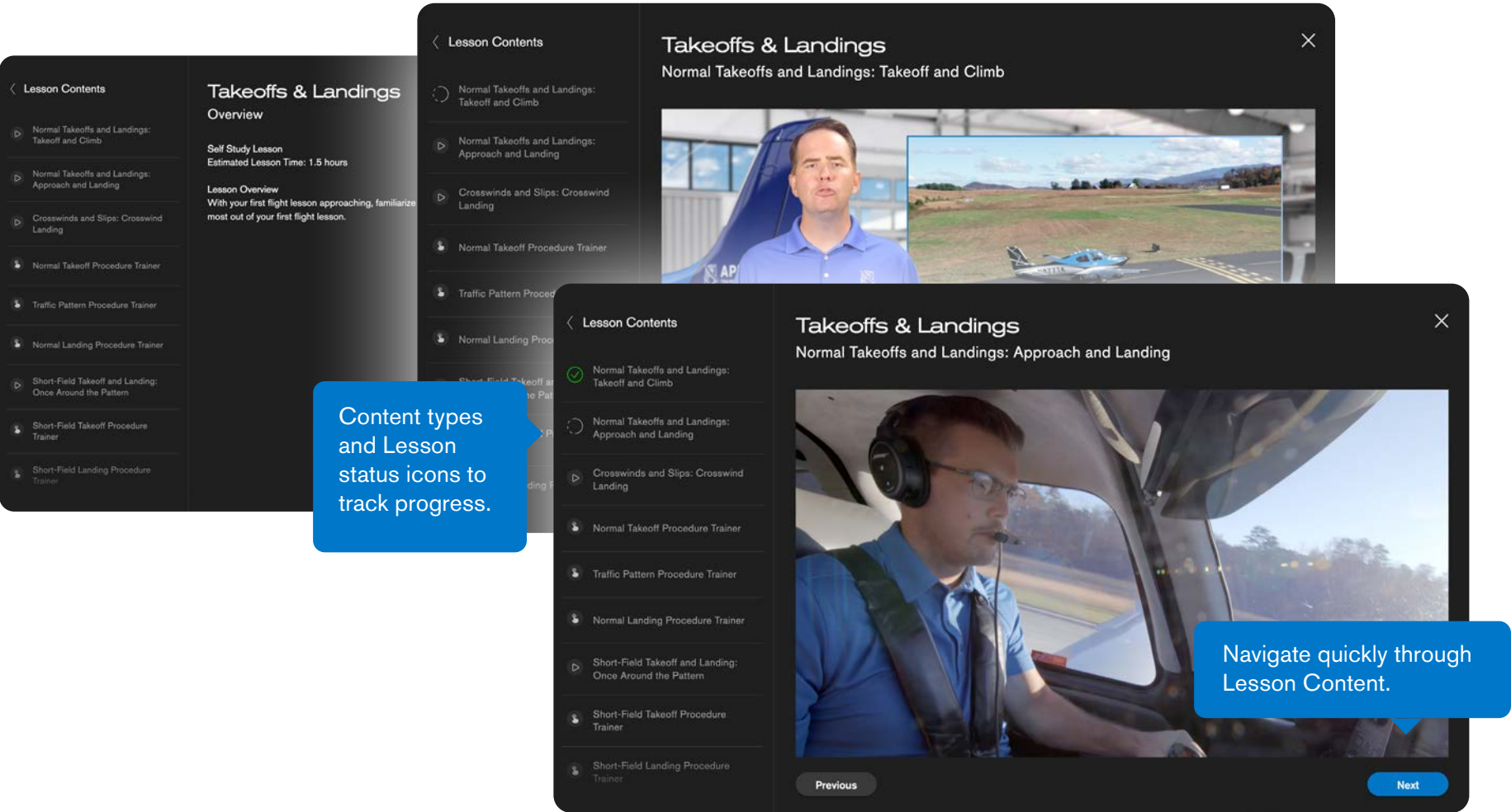
Clicking on “Get Started” or any lesson from the course overview page, brings you to the lesson landing page where training begins. The course contents menu in the top right allows you to navigate to any lesson, and displays the status of each lesson in the course.

Course Overview page:

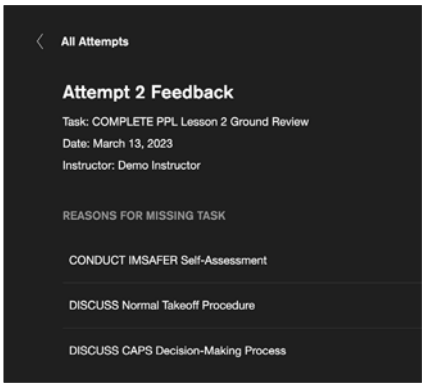


Lesson Content Player:

Once a lesson is started, the new content player makes it easy to navigate to lesson content by using the “Next” and “Previous” buttons, or with the list in the top left menu. As lessons are completed, progress will be tracked on the course overview page as well as throughout the site.



NOTE: Logbook entries and task performance are also viewable in the lesson content player

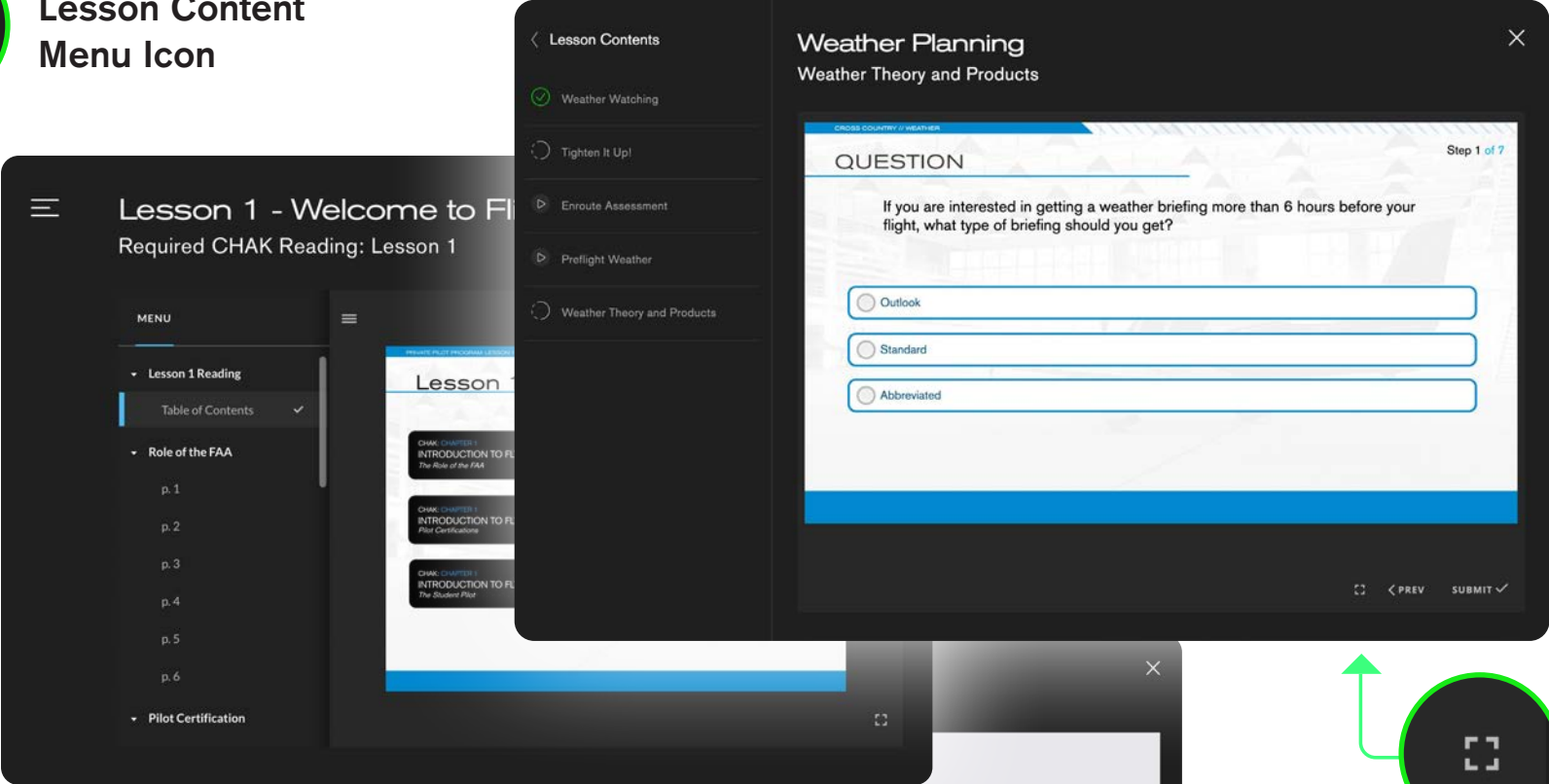


Lesson Content Player (continued):

While in the player, it may be useful to view content fullscreen depending on your device type. Videos have the fullscreen button in the controller bar and for other content types it is locted in the lower right corner. Pressing “esc” on your desktop keyboard will exit fullscreen mode.



Lesson Content Menu Icon



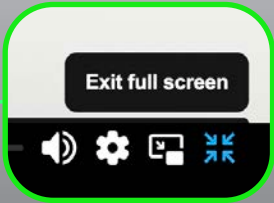
Fullscreen Icon: Quizzes/Interactives



Fullscreen Icon: Video

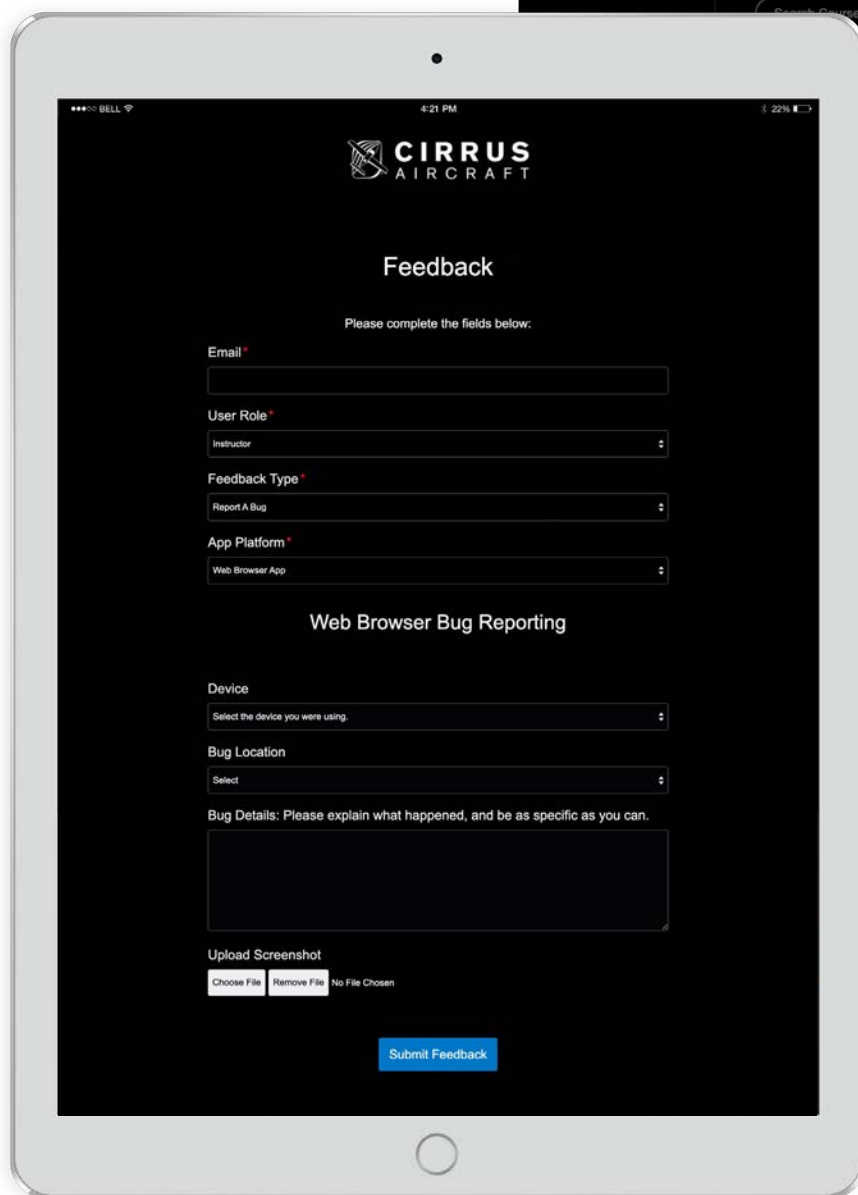
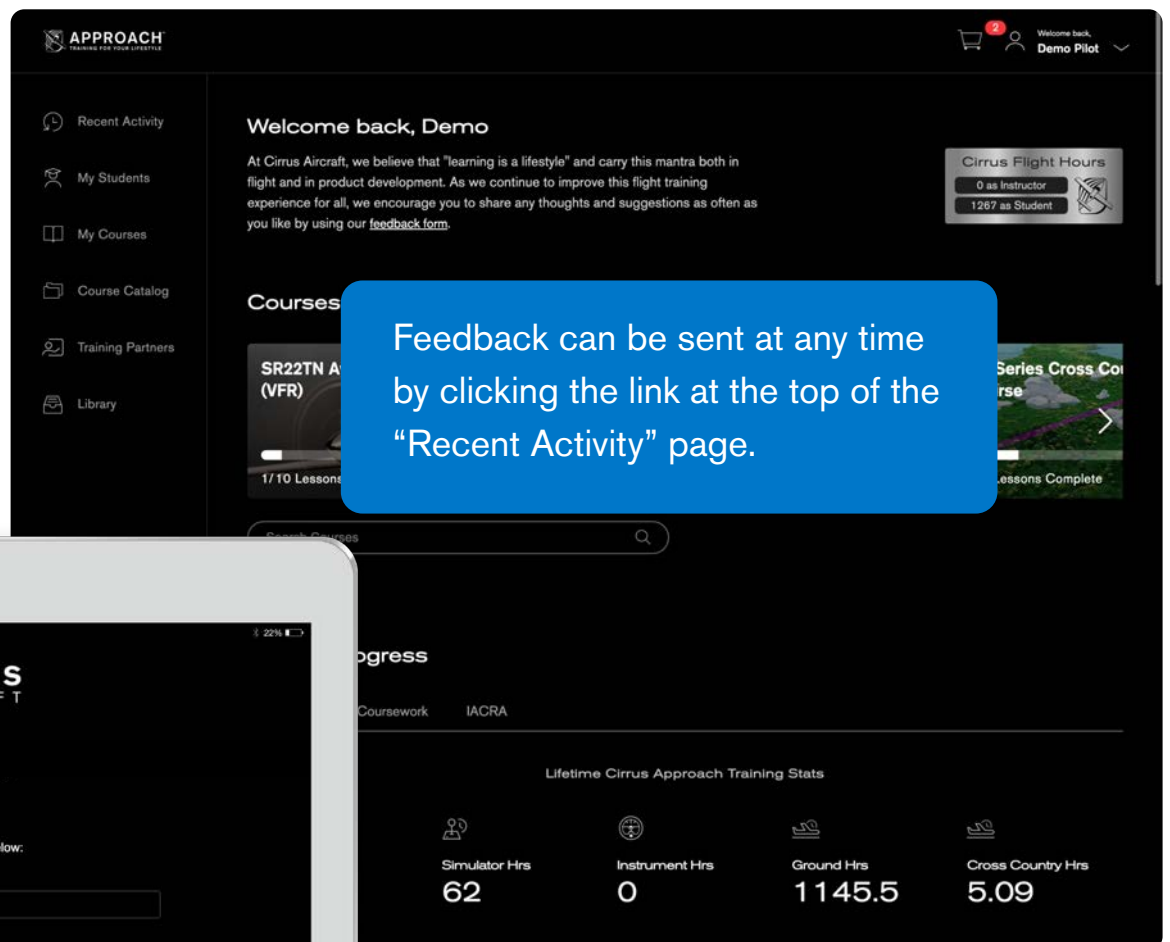


NOTE: Pressing “esc” on your keyboard will also exit fullscreen mode.



We're committed to making the Cirrus Approach learning experience the best it can be.

These updates are just the beginning of what's on deck. New features and functionality are currently in development so if you have suggestions, find bugs or have any issues, we want to know.



We value your opinion!

Any input or feedback you provide will be extremely helpful in creating a better experience for all.

If you experience any difficulty with the app, please contact **learning@cirrusaircraft.com** or use our online form [here](#).